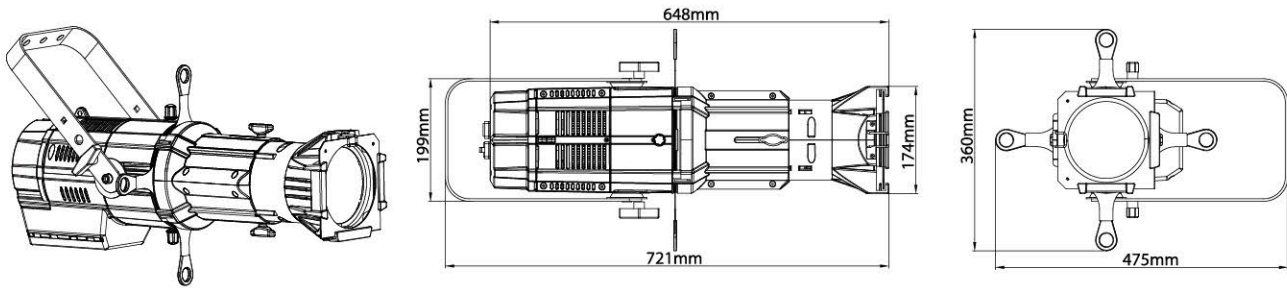


# brighter

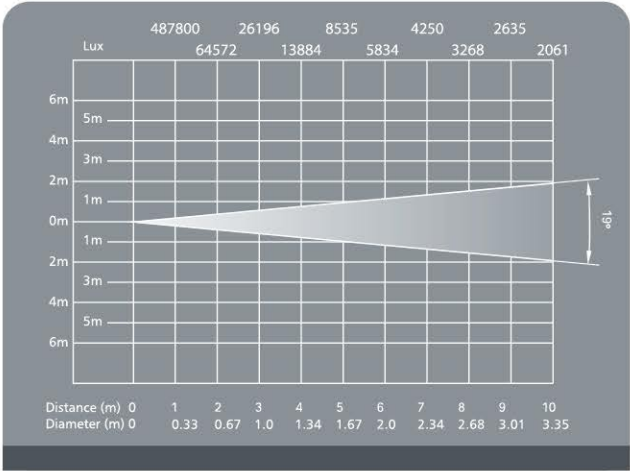
## LED PROFILE 250



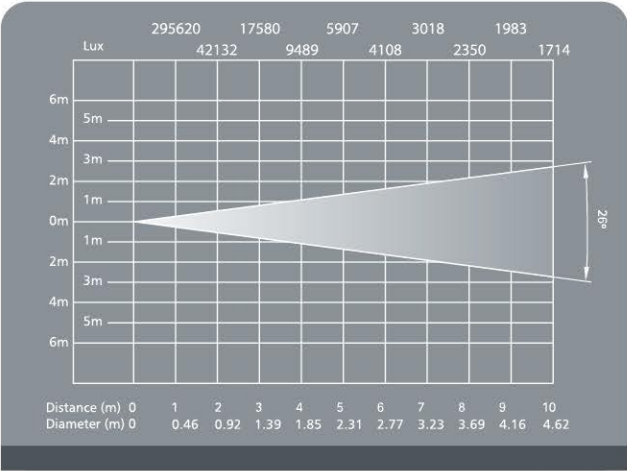
- Power supply AC100V-240V, 50Hz/60Hz,
- Power consumption 280W
- Lamp: COB Led 250W, white
- Lux 25000lm – 28000lm,
- Lifetime of led: more than 50000hours
- Color temperature: 3200k and 5600k are available.
- Cri ≥85Ra or ≥95Ra
- Dimmer: 0-100% linear dimmer
- Beam angle: 19°/26°/36°/50°
- Strobe 1-20 flash per second
- Heat dissipation: high quality radiator, fan speed automatic detection system
- Lcd display, touch keys
- Control mode: international standard dmx512 signal
- Channel mode: 1 channel mode and 2channels mode
- Protection grade: IP65
- Use environment temperature: -20℃—40℃
- N.W.: 10.1kgs
- G.W.: 12.8kgs
- Dimensions(LxWxH): 740x320x320mm



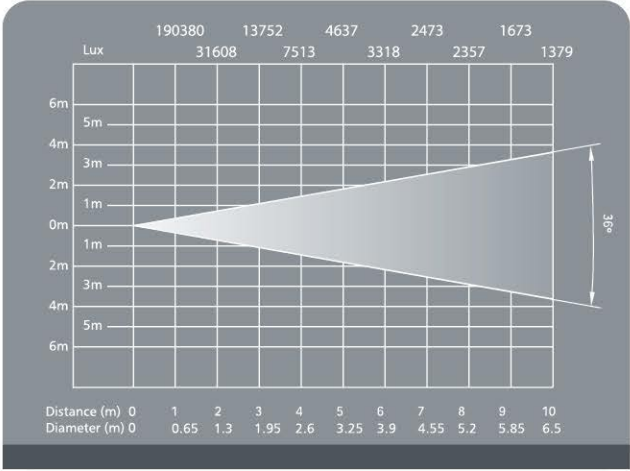
Beam angle 19°



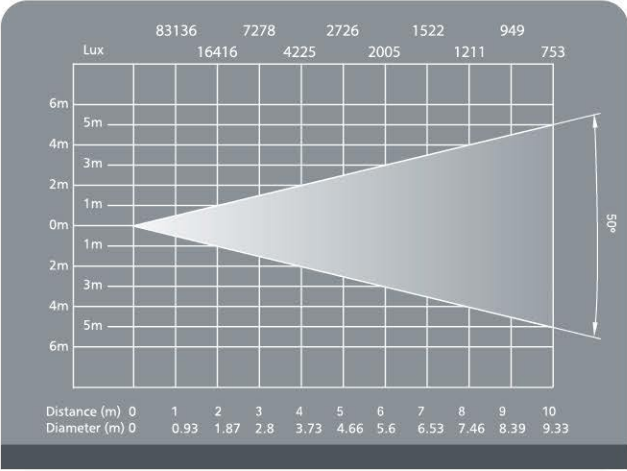
Beam angle 26°



Beam angle 36°



Beam angle 50°



DMX CONTROL CHANNEL				Mode 1	Mode 2
1	Dimmer intensity 调光	000-007 (0-100%) 008-255		CH 1	CH 1
2	Strobe 频闪	000 001 255		CH 2	